






#### City of Gillette Online Addresses:

Facebook: [facebook.com/CityofGillette](https://facebook.com/CityofGillette)

City Website: [www.gillettewy.gov](http://www.gillettewy.gov)

Instagram: [CityofGillette](https://www.instagram.com/CityofGillette)

Providing Foundational Services for Life  Comfort  Industry 

## Consumer Confidence Report (CCR) City of Gillette Water Division Water Quality Report (January 1 – December 31, 2025)

The City of Gillette (COG) Water Division is proud to release the Consumer Confidence Report for Annual Drinking Water Quality for calendar year 2025. If you have any questions about this report, call Howard Jones, Water Manager, City of Gillette Water Division (307) 686-5276.

### Consumer Confidence Report for Annual Drinking Water Quality

**Section 1. Findings: We report that the COG's drinking water is safe and meets or exceeds federal and local requirements.** The COG is supplied by groundwater pumped from 31 wells. The wells are drilled into three aquifers, the Lance/Foxhills, the Fort Union, and the Madison formation. The produced water is treated with chlorine disinfection, and the three sources are blended prior to distribution. Water consumption varies from a winter average of about 2.8 MGD (million gallons per day) to a summer peak of 11.9 MGD. The annual average daily usage is 4.79 MGD. The potable water must meet the many requirements of the SDWA (Safe Drinking Water Act). The water system consists of eleven pump/pressure sustaining stations, one wet well, thirteen reservoirs, nineteen regional control buildings, about 382.9 miles of water distribution and transmission mains, 2,432 fire hydrants and 7,736 valves. A Source Water Assessment and Protection (SWAP) report was completed in 2004. To view a copy of this report, call (307) 686-5276.

**Section 2. Meetings:** The water system meetings are held on an "as-needed" basis at regularly scheduled City Council meetings. City Council meetings are held at 6:00 pm on the 1<sup>st</sup> and 3<sup>rd</sup> Tuesday of each month in the Council Chambers at City Hall, 201 E. 5<sup>th</sup> Street.

**Section 3. Monitoring:** The COG Water Division routinely monitors for potential contaminants in the drinking water according to Federal laws. The table in Section 13 shows the most recent results of our monitoring completed in accordance with US EPA Drinking Water Regulations.

**Section 4. Definitions:** In this table you will find many terms and abbreviations which might not be familiar. To help you better understand these terms, we've provided the following definitions:  
*Action Level (AL)* - The concentration of a contaminant which, if exceeded, triggers treatment or other requirements which a water system must follow.

*Maximum Contaminant Level (MCL)* - The highest level of a contaminant that is allowed in drinking water. MCLs are set as close to the MCLGs as feasible using the best available treatment technology.

*Maximum Contaminant Level Goal (MCLG)* - The level of a contaminant in drinking water below which there is no known or expected risk to health. MCLGs allow for a margin of safety.

*Parts per billion (ppb) or microgram per Liter (µg/L)* - One part per billion corresponds to one minute in 2,000 years, or one penny in \$10,000,000.

*Parts per million (ppm) or milligram per Liter (mg/L)* - One part per million corresponds to one minute in two years, or one penny in \$10,000.

*Picocurie per Liter (pCi/L)* - Picocurie per Liter is a measure of radioactivity.

*Treatment Technique (TT)* - a required process intended to reduce the level of a contaminant in drinking water.

**Section 5. Violations:** As you can see by the table, our system had no violations of drinking water MCL's. We're proud that the drinking water provided by the COG water system meets or exceeds all Federal requirements. We have learned through monitoring and testing that some constituents have been detected. The EPA has determined that Gillette's water **IS SAFE** at these levels.

**Section 6.** The source of drinking water (both tap water & bottled water) includes rivers, streams, lakes, reservoirs, ponds, springs, and wells. As water travels over the surface of the land or through the ground, it dissolves naturally occurring minerals and, in some cases, radioactive material, and can pick up substances resulting from the presence of animals or from human activity. Contaminants that may be present in source water include:

(A) Microbial contaminants, such as viruses and bacteria, which may come from sewage treatment plants, septic systems, agricultural livestock operations and wildlife. (B) Inorganic contaminants, such as salts and metals, which can be naturally occurring or result from urban storm water runoff, industrial or domestic wastewater discharges, oil and gas production, mining, or farming. (C) Pesticides and herbicides, which may come from a variety of sources such as agricultural, urban storm water runoff, and residential uses. (D) Organic chemical contaminants, including synthetic and volatile organic chemicals which are by-products of industrial processes and petroleum production, and can also come from gas stations, urban storm water runoff, and septic systems. (E) Radioactive contaminants, which can be naturally occurring or be the result of oil and gas production and mining activities.

In order to ensure that tap water is within the requirements of the federal Safe Drinking Water Act, EPA prescribes regulations which limit the amount of certain contaminants in water provided by public water systems. FDA regulations establish limits for contaminants in bottled water which must provide the same protection for public health.

Drinking water, including bottled water, may reasonably be expected to contain at least small amounts of some contaminants. The presence of contaminants does not necessarily indicate that the water poses a health risk. More information about contaminants and potential health effects can be obtained by calling the Environmental Protection Agency's Safe Drinking Water Hotline at (800) 426-4791.

**Section 7.** Maximum residual disinfectant level (MRDL) - the highest level of a disinfectant allowed in drinking water. There is convincing evidence that addition of a disinfectant is necessary for control of microbial contaminants. MRDL Goal (MRDLG) - the level of a drinking water disinfectant below which there is no known or expected health risk (does not reflect the benefits of use of a disinfectant to control microbial contaminants)

**Section 8.** Some people may be more vulnerable to contaminants in drinking water than the general population. Immuno-compromised persons such as persons with cancer undergoing chemotherapy, persons who have undergone organ transplants, people with HIV/AIDS or other immune system disorders, some elderly, and infants can be particularly at risk from infections. These people should seek advice about drinking water from their health care providers. EPA/CDC guidelines on appropriate means to lessen the risk of infection by cryptosporidium and other microbiological contaminants are available from the Safe Drinking Water Hotline (800) 426-4791.

**Section 9.** In 2025, the COG conducted tests for lead and copper in its water distribution system. These are required samples that are done every 1-3 years per EPA's directive. The COG is proud to report that the results show we are below the Action Level for both lead and copper. In 2024 the COG also completed and submitted the initial Lead and Copper Revised Rule (LCRR) service line inventory. This inventory requires the COG and all other municipalities to inventory all pipe materials from the utility owned water mains to privately owned structures, for every customer and service line that COG serves. The COG water department has been working diligently to identify service line materials throughout the water system, including conducting 1607 field inspections in which no lead lines were found. In December of 2025 a "Notice of Unknown Material Service Line" letter was mailed to all customers that had an unknown material portion of their service line. For more information on the Lead and Copper sampling results and the COG service line inventory, please contact the COG water department's Regulatory Technical Specialist at (307)-686-5276.

**Section 10.** In our continuing effort to provide a dependable water supply, it is necessary to make improvements to Gillette's water system. System improvements are paid for through water rates charged to the users.

**Section 11. Questions:** Questions about this report or concerning your water utility should be directed to Howard Jones, Water Manager (307) 686-5276. We want our valued customers to be informed about their water utility.



**Section 12. Goal:** Our goal is to provide the community of Gillette with safe, quality drinking water that meets federal and local requirements and provides the utmost benefit for the community's investment.

**Attention Property Owners and Managers:**  
**Please share this report with your tenants. Thank you!**

**Section 13. Table Referencing Contaminant Detects and/or Violations:**

E – EAST OF WYODAK		2025 WATER TEST RESULTS				W – WEST OF WYODAK
Contaminant	Violation Y/N	Level Detected East and West of Wyodak Blending Point	Unit of Measure (UOM)	MCLG	MCL	Likely Source of Contamination/Comments
<b>MICROBIOLOGICAL CONTAMINANTS</b>						
Total Coliform Bacteria under RTCR (Revised Total Coliform Rule)	N	0 Positive 441 Annual Samples (30-39 Samples/Month)	Present or Not Present	0	TT	Naturally present in the environment. (TT: treatment technique)
E Coli 0157:H7	N	0 Positive 441 Annual Samples (30-39 Samples/Month)	Present or Not Present	0	0	Present in the gut and feces of warm blooded animals
<b>RADIOACTIVE CONTAMINANTS</b>						
Alpha Emitters (Gross Alpha)	N	E: 1.3 W: 4.7	pci/L	0	15	Erosion of natural deposits. (Also reported as Gross Alpha adjusted)
Radium 226+228	N	E: 1.0 W: 1.0	pci/L	0	5	Erosion of natural deposits.
Uranium	N	E: 8.4 W: 5.3	ppb	0	30	Erosion of natural deposits.
<b>INORGANIC CONTAMINANTS</b>						
Barium	N	E: ND W: ND	ppm	2	2	Discharge of drilling waste. Erosion of natural deposits.
Fluoride	N	E: Max. 1.82 E: Range. 0.3-1.82 W: Max. 1.68 W: Range. 0.3-1.68	ppm	4	4	Erosion of natural deposits, discharge from fertilizer & aluminum factories.
Nitrate (as nitrogen)	N	E: 0.31 W: 0.30	ppm	10	10	Runoff from fertilizer, and septic tanks. Erosion of natural deposits, sewage.
Sodium	N	E: Range. 4-5 W: Range. 33-56	ppm	No MCLG	No MCL	Abundant and widespread constituent of rock & solids.
Lead-90 <sup>th</sup> percentile, based on a minimum of 30 samples collected.	N	Lead 90 <sup>th</sup> percentile: 4 Range: ND-8	ppb	0	15	Corrosion of household plumbing systems.
Copper-90 <sup>th</sup> percentile, based on a minimum of 30 samples collected.	N	Copper 90 <sup>th</sup> percentile: 0.149 Range: .035 - 0.281	ppm	0	1.3 AL	Corrosion of household plumbing systems.
Selenium	N	E: 5 W: 4	ppb	50	50	Discharge from petroleum refineries or mines. Erosion of natural deposits.
Arsenic	N	E: 3 W: 2	ppb	0	10	Erosion of natural deposits. Runoff from orchards, glass and electronics production wastes.
<b>VOLATILE ORGANIC CONTAMINANTS</b>						
TTHM (Total Trihalomethanes)	N	Range 4.3 - 9.8	ppb	0	80	Byproduct of chlorination.
HAA <sub>5</sub> (Haloacetic Acids)	N	Range 0.53 - 0.63	ppb	0	60	Byproduct of chlorination.
<b>DISTRIBUTION SYSTEM CHLORINE RESIDUAL</b>	N	E High: 1.17 E Low: 0.53 E Avg.: 0.87	ppm ppm ppm	4.0 MRDLG	4.0 MRDL	Maximum Residual Disinfectant Level 4 ppm.
		W High: 1.33 W Low: 0.84 W Avg.: 0.2	ppm ppm ppm	4.0 MRDLG	4.0 MRDL	Maximum Residual Disinfectant Level 4 ppm.

Constituent	Level Detected	Unit of Measure
Calcium	E: 122-127 W: 82-101	mg/L
Magnesium	E: 40-43 W: 27-30	mg/L
Potassium	E: 1-2 W: 2-3	mg/L
Bicarbonate	E: 260-273 W: 294-322	mg/L
Sulfate	E: 246-276 W: 156-214	mg/L
Total Dissolved Solids	E: 598-624 W: 521-606	mg/L
Alkalinity, (CaCO <sub>3</sub> )	E: 213-224 W: 241-264	mg/L
Hardness, (CaCO <sub>3</sub> )	E: 27.5-29 W: 18.4-24.6	Grains
pH	E: 7.4-7.7 W: 7.6-7.8	Std. Units

In addition, we tested for the following contaminants and found no detects (ND).

**INORGANIC CONTAMINANTS**

antimony, beryllium, cadmium, chromium, cyanide, iron, mercury, nickel, thallium.

**SYNTHETIC ORGANIC CONTAMINANTS INCLUDING PESTICIDES & HERBICIDES**

2,4-D, 2,4,5-TP(silvex), alachlor, atrazine, benzo(a)pyrene, carbofuran, chlordane, dalapon, di(2-ethylhexyl)adipate, di(2-ethylhexyl)phthalate, dibromochloropropane, dinoseb, dioxin, endothall, endrin, epichlorohydrin, ethylene dibromide, glyphosate, heptachlor, heptachlor epoxide, hexachlorobenzene, hexachlorocyclopentadiene, lindane, methoxychlor, osamyl(vydate), PCBs (polychlorinated biphenyls), pentachlorophenol, picloram, simazine, toxaphene.

**VOLATILE ORGANIC CONTAMINANTS**

benzene, carbon tetrachloride, chlorobenzene, o-dichlorobenzene,

Test results provided above for your information are not required by Federal or State regulations.



### Additional Information and Violations

#### Continuance of Section 9

The statement below is an EPA mandated statement that every municipality or water system in the country is required to provide to its customers.

**EPA Lead Information Statement.** Lead can cause serious health effects in people of all ages, especially pregnant women, infants, and young children. Lead in drinking water is primarily from materials and components associated with service lines and home plumbing. The COG is responsible for providing high quality drinking water and removing lead pipes but cannot control the variety of materials used in plumbing components in your home. Because lead levels may vary over time, lead exposure is possible even when your tap sampling results do not detect lead at one point in time. You share the responsibility for protecting yourself and your family from the lead in your home plumbing. You can take responsibility by identifying and removing lead materials within your home plumbing and taking steps to reduce your family's risk. Before drinking tap water, flush your pipes for several minutes by running your tap, taking a shower, doing laundry or a load of dishes. Use only cold water for drinking, cooking, and making baby formula. Boiling water does not remove lead from water. If you have a lead service line or galvanized requiring replacement service line, you may need to flush your pipes for a longer period. You can also use a filter certified by an American National Standards Institute accredited certifier to reduce lead in drinking water. If you are concerned about lead in your water and wish to have your water tested, contact the COG water department at (307)-686-5276 to schedule an appointment. For more information on lead in drinking water, testing methods, and steps you can take to minimize exposure is available at <https://link.edgepilot.com/s/3425b3a2/iARWJUp8YUmjp-a84cU2JQ?u=http://www.epa.gov/safewater/lead>

#### Violations

The City of Gillette water department is proud to announce that there were NO violations to report in 2025.

#### Additional Water Quality Information and Industry Context

##### Per- and Polyfluoroalkyl Substances (PFAS) & Lithium Testing

In 2025, the City of Gillette's water was tested for per- and polyfluoroalkyl substances (PFAS) chemicals as part of the EPA's Unregulated Contaminant Monitoring Rule 5 (UCMR5) sampling. All results for these compounds, tested in parts per trillion (ppt), came back as Non-Detect (ND). As part of the UCMR5 sampling, Lithium was also analyzed in the City of Gillette's water. Lithium was detected at concentrations of 14.3µg/L and 12µg/L in two separate locations.

Lithium is a naturally occurring metal and may be found at higher concentrations in certain parts of the country, particularly in groundwater sources in arid locations in the Western U.S.

Lithium has been used in pharmaceuticals for a long time to treat certain medical conditions under the care of a physician. Despite the abundance of information on patients receiving lithium at therapeutic levels, there has historically been limited information available to evaluate health risks in people at the levels associated with typical drinking water consumption, which are thought to be much lower than patients prescribed lithium as a therapy. Getting a better understanding of how much environmental lithium the public may be exposed to is one of the reasons the EPA is choosing to monitor for the presence and levels of lithium in drinking water systems around the country.

At present, EPA cannot confidently estimate the risk for people with lithium exposures from drinking water between the UCMR5 reporting limit of 9 µg/L (micrograms per liter) and a much higher concentration equivalent to a therapeutic dose. Therapeutic doses of lithium generally range from 600 to 1,200 mg/day (milligrams per day), which would be the equivalent of drinking water containing ≥ 240,000 µg/L lithium. The science on the potential for lithium's effects on human health, and at what levels including those which may be present in the environment, is still evolving.

For more information on lithium, visit <https://www.epa.gov/dwucmr/fifth-unregulated-contaminantmonitoring-rule#lithium>.

##### Fluoride in Gillette's Drinking Water

The City of Gillette does NOT fluoridate its drinking water. The fluoride present is naturally occurring, originating from the granite, shale, and limestone rock formations beneath the ground from which the water wells draw.

##### Facts of Tap Water Chlorine Disinfection

- The widespread implementation of water filtration and chlorine disinfection in the early 1900s, pioneered by Jersey City, NJ in 1908, triggered the most rapid public health improvement in U.S. history.
- Near Eradication of Waterborne Disease: In 1900, typhoid fever killed approximately 100 out of every 100,000 Americans. By 1905, that number plummeted to 1.7 per 100,000, representing a 98% reduction in mortality.
- Filtration and chlorination are credited as a primary reason for roughly a 50% increase in U.S. life expectancy during the 20<sup>th</sup> century.

##### Tap Water: The Gold Standard for Consumer Safety

Feature	Tap Water (Public Utilities)	Bottled Water (FDA Regulated)
Regulation	Regulated by the EPA under the Safe Drinking Water Act (SDWA), setting legal limits on over 90 contaminants.	Regulated by the FDA as a packaged food, often with less frequent testing
Transparency	Public water utilities must provide a Consumer confidence report annually, detailing exactly what is in the drinking water.	Companies are not required to disclose water sources, treatment methods, or contaminants results to the public.
Microplastic Risk	Delivered through municipal infrastructure, significantly reduces exposure to nano-plastics and endocrine-disrupting chemicals like Phthalates.	Can contain up to 240,000 plastic particles per liter, increasing exposure to leaching Chemicals.